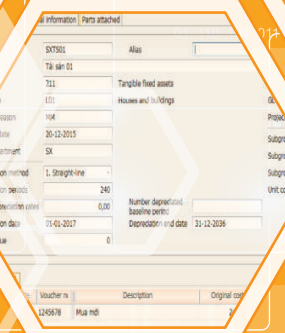


Fast Accounting

Specialized for management and costing

Accounting software for small and medium businesses



COMPANY OVERVIEW

Vietnamese Company name	Công ty Cổ phần Phần mềm Quản lý Doanh nghiệp
English Company name	Fast Software Company
Trade name	FAST
Date of establishment	June 11 th 1997
Staff	Over 400 employees working at Ha Noi, Ho Chi Minh and Da Nang offices.
Core Business	Developing, consulting and implementing the information management system that support businesses in operation and management, help them increase productivity and efficiency.
Products & Services	<ul style="list-style-type: none"> Solutions for large and medium-sized businesses: Fast Business Online (ERP), Fast Financial, Fast DMS Online, Fast CRM Online, Fast HRM Online. Accounting software for small and medium-sized businesses: Fast Accounting, Fast Accounting Online. Solution for electronic invoicing: Fast e-Invoice Accounting software for training: Fast Accounting Online for Education. Customization based on specific requirements.
Objectives	Being " Long-Lasting, Reliable Partner " of customers, employees, shareholders, partners and community.
Slogan	Faster – Smarter.
Awards	<ul style="list-style-type: none"> 10 Sao Khue Awards from Vietnam Software and IT Services Association (VINASA). 2 BIT Cups from Vietnam PC World magazine, for Best Software Solution voted by end users. 18 Gold, silver medals, certificate of merit, and IT awards. TOP 5 of Software Companies. "Vietnamese National Talent" Awards, organized by Dan Tri online newspaper, VNPT Group and Vietnam Television (VTV)
Customers	Over 21.000 customers nationwide.
Offices	<p>Ha Noi: Floor 3, CT1B Tower, VOV Area, Me Tri, Nam Tu Liem Dist., Tel: (024) 7108-8288, Fax: (024) 3771-5591.</p> <p>Ho Chi Minh: Floor 9, Waseco Tower, 10 Pho Quang Str., Tan Binh Dist., Tel: (028) 7108-8788, Fax: (028) 3848-6425.</p> <p>Da Nang: 39-41 Quang Trung, Hai Chau Dist., Tel: (0236) 381-0532, Fax: (0236) 381-2692.</p>
Call center	1900-2130
Email	info@fast.com.vn
Website	www.fast.com.vn

(Report date December, 31th, 2018)

INTRODUCTION LETTER

Attention to: **Board of Directors**
 Chief Accountant
 IT Manager

FAST is a company specializing in developing and providing software and solutions supporting businesses in operation and management based on information technology (IT) platform. These software and solutions make manual tasks automated, boost smart and creative works, support businesses achieving competitive advantages due to the speed and ability of exploiting information.

FAST has been developing and providing different solutions, products and services:

Solutions for large and medium-sized businesses:

- **Fast Business Online** – Web-based Enterprise Resource Planning solution (ERP)
- **Fast Business** – Windows-based Enterprise Resource Planning (ERP)
- **Fast Financial** – Accounting and financial management
- **Fast DMS Online** – Distribution Management System
- **Fast CRM Online** – Customer Relationship Management System
- **Fast HRM Online** – Human Resource Management – Timecard – Payroll System

Solutions for Small and Medium-sized businesses:

- **Fast Accounting** – Accounting software for SMEs
- **Fast Accounting Online** – Cloud-based Accounting software

Solutions for electronic invoice:

Fast e-Invoice – Electronic invoicing software

Software for training:

Fast Accounting Online for Education – Accounting software for training

About services, **FAST** provides these following services:

- Solution selection consulting
- Requirement survey and analysis, software customization
- Customization according to specific requirements
- Software installation, setup, training, data conversion and implementation
- Software maintenance and support
- Software upgrade and expansion.

Your Company could choose solution are suitable for your business size and requirements, or upgrade to an advanced solution for business development and expansion demands.

We kindly enclose hereby introduction of **Fast Accounting** – Accounting software for small and medium-sized businesses. The difference of Fast Accounting that is specialized in management and costing. **Fast Accounting** is honorably given BIT Cup – Best Software Solution by PC World Vietnam magazine and “Sao Khue” Award for typical software by VINASA – Vietnam Software and IT Services Association.

For further information about **FAST** and products and services well as Fast Accounting in detail please visit our website at www.fast.com.vn

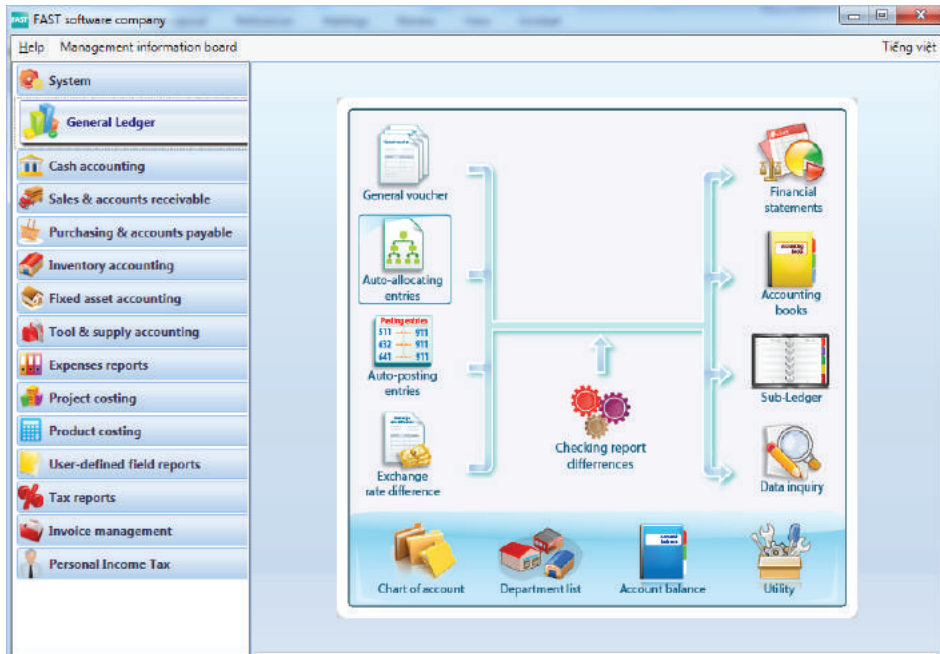
Sincerely,

Fast Software Company.

FAST ACCOUNTING OVERVIEW

Fast Accounting is an Accounting software for small and medium-sized businesses.

Fast Accounting has been developed and improved continuously since 1997 with more than 14.000 customers nationwide and honorably given awards as Sao Khue award, BIT Cup, Widely Used Product, IT Cup...



Fast Accounting has 4 versions that are suitable for lines of business: Service, Trade, Construction and Manufacturing.

Fast Accounting has been developed by Microsoft technologies like C#.NET, SQL Server with ability to run on individual computer, local network or working remote via the Internet.

Module	Service	Trade	Construction	Manufacturing
1. System	X	X	X	X
2. General Ledger	X	X	X	X
3. Cash Accounting	X	X	X	X
4. Sales and Accounts Receivable (<i>Electronic invoice integrated</i>)	X	X	X	X
5. Purchase and Accounts Payable	X	X	X	X
6. Inventory	-	X	X	X
7. Fixed Asset	X	X	X	X
8. Tools and Supply	X	X	X	X
9. Expense Report	X	X	X	X
10. Project and Construction	X	X	X	X
11. Product costing	-	-	-	X
12. Tax report	X	X	X	X
13. User-defined field management report	X	X	X	X
14. Invoice management	X	X	X	X
15. Personal Income Tax	X	X	X	X



SYSTEM MANAGEMENT

“System management” module supports users in defining general settings for the whole software, managing user access control and maintaining accounting databases.

Menu of Functions



User management

- Create list of users, password, authorization level on menus and functions such as creating new, viewing, editing, removing, printing...
- Authorize users by sub-units.
- View active computers, activity statistics each user.

Data Management

- Data backup: automatically save data by user-defined schedule. It will be saved into many versions on each time of backup.
- Data closing: allow to input, edit data arised after the date of data closing only. Allow to close the entire system or each specific transaction screen. Allow to close the entire system or each specific transaction screen.
- Data maintainance: remove invalid records due to data importing, data transfer from old software; optimize data recording and data storage (shrink database).
- Check data files, remove asynchronous records due to power abnormal shutdown, Internet interruption while saving, viruses, or hard drive failure...
- Export/Import data used to transfer data from sub-units to head office.

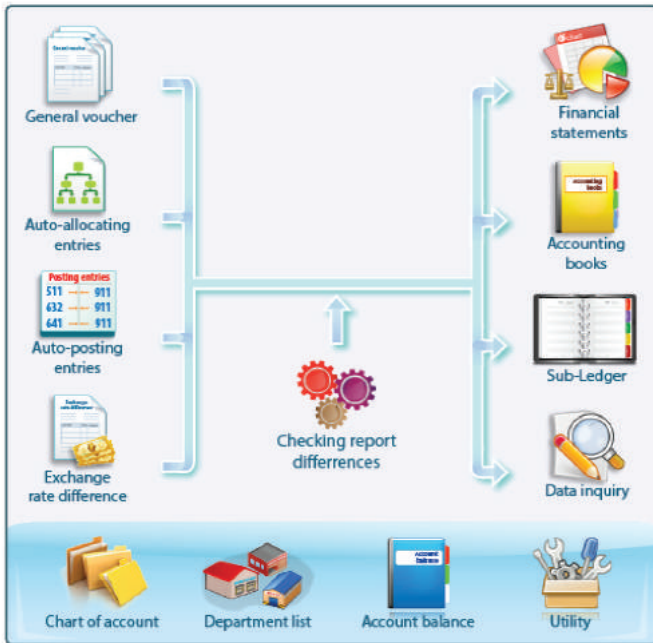
Main Functions

- Define starting date of fiscal year (any date of the year).
- Define starting period of data input (accounting opening period).
- Define list of currencies.
- Define list of sub-units (subsidiaries, branches...), allow to manage data of each lower-level unit as well as summarize the entire company data.
- Define system parameters such as accounting currency code, accounting books type...
- Define information related to transactions/ vouchers updating screens, such as enable or disable fields and default information.
- Define information related to voucher books, usually used for numbering the same type vouchers that can be inputted from different transaction screens.
- Define optional information supporting users in working with software conveniently.

GENERAL LEDGER

“General Ledger” module supports users in inputting general vouchers, adjustment entries, periodical entries, closing allocation entries, closing exchange rate difference entries, auto-posting entries. General Ledger aggregates data from other modules, makes financial statements and accounting books according to regulation issued by Ministry of Finance and user-defined templates supporting in internal management.

Menu of Functions



No.	Account	Account name	Debit amount	Credit amount	Dept. code	Project code
1	622SKL	Cost for direct labors - cost - workshop 1	25,000,000		0	BPH101
2	622SK2	Cost for direct labors - cost - workshop 2	25,000,000		0	BPH102
3	6271SK	General production cost	10,000,000		0	BPH1
4	6411	Sales employees	10,000,000		0	
5	6421	Management expenses	10,000,000		0	
6	3341	Employees		80,000,000		
			80,000,000	80,000,000		

Example of “General voucher” screen

Period-end data processing

- Allow users to define closing entries: calculation method, debit/credit accounting ... Based on pre-defined entries software aggregates data, calculates and creates accounting entries.
- Closing allocation entries: define group of accounts with an accounting object such as accounting department, project... and allocation recipients are accounts and others objects such as accounting department, project, order... With complex allocation relating to cost calculation of manufacturing, project and construction, period-end allocation entries are processed at corresponding modules.

Chart of Accounts

- Provide account code up to 16 characters.
- Define information related to each account: parent account, type of account, AR-AP (Accounting Receivable – Accounting Payable) tracking, associated fields and default codes.
- Allow to change, merge code of account.

Transactions

- Input accounting transactions that weren't inputted in other functional modules on accounting voucher screen.
- Allow to input groups of one debit/many credits or many debits/one credit on a general voucher and control the balance of total amount of debits and total amount of credits of each account.
- Provide utilities to copy information of existing voucher to new one in case of the same transactions happened (eg. periodical entries).

No.	Debit acct.	Credit acct.	Coefficient	Dept. code	Project code	Mã phí	Product code	SO no.

- Auto-posting entries: define accounts to aggregate data transferred and accounts to receive data moved to. Allow to transfer in detail by different objects: accounting departments, projects, cost codes...

No.	4		
Description	K&R chuyển doanh thu bán hàng vào KQKD		
Name 2	Transfer sales revenue into business results		
Debit account	511	Revenue from Sale of Goods and Supply of Services	
Credit account	911	Evaluation of Business Results	
Type	2	1 - Cr. Acct -> Dr. Acct, 2 - Dr. Acct -> Cr. Acct, 3 - Profit and loss	
Detail by	<input type="checkbox"/> Project <input type="checkbox"/> Product <input type="checkbox"/> GL department <input type="checkbox"/> MO no. <input type="checkbox"/> Fee code <input type="checkbox"/> Free code 1 <input type="checkbox"/> SO no. <input type="checkbox"/> Free code 2 <input type="checkbox"/> PO no. <input type="checkbox"/> Free code 3		
Action	2	1 - Input code only, 2 - All	
Status	1	0 - None, 1 - Using	

- Closing exchange rate difference entries: define and evaluate exchange rate difference at the end of accounting period of accounts in foreign currencies. Allow to evaluate the exchange rate difference of each AR/AP customer/supplier.

Utilities

- Import opening balance of accounts from excel files.
- Import vouchers from excel files.
- Re-numbering vouchers.
- Data checking: In case of unbalanced balance sheet, Fast Accounting provides utility to check the reasons leading to errors in balance sheet, inaccurate transactions and inputs... supporting users in making accurate reports.

Financial Statement

- Make all financial statements and regularly update the latest regulations of Ministry of Finance.
- Provide user-defined financial statements as well as criterias and calculation methods.
- Provide financial statements for multiple periods, for multiple sub-units (subsidiaries) or multiple accounting departments.

No.	Article	Code	01-01-2017 -> 3	01-02-2017 -> 2	01-03-2017 -> 3	Total
10	1. Revenues from sales and services ren	01	297.500.000	506.000.000	827.950.000	1.631.450.000
20	2. Revenue deductions	02				
30	3. Net revenues from sales and services	10	297.500.000	506.000.000	827.950.000	1.631.450.000
40	4. Costs of goods sold	11	260.281.728	447.855.003	724.497.815	1.432.634.546
50	5. Gross revenues from sales and service	20	37.218.272	58.144.997	103.452.185	198.815.454
60	6. Financial income	21				
70	7. Financial expenses	22				
71	- In which: Interest expenses	23				
80	8. Selling expenses	25	12.762.500	12.762.500	12.762.500	38.287.500
90	9. General administration expenses	26	12.662.500	12.662.500	12.662.500	37.987.500
100	10. Net profits from operating activities	30	11.793.272	32.719.997	78.027.185	122.540.454
110	11. Other income	31				
120	12. Other expenses	32				
130	13. Other profits (40=31-32)	40				
140	14. Total net profit before tax (50=30+40)	50	11.793.272	32.719.997	78.027.185	122.540.454
150	15. Current corporate income tax expense	51				
160	16. Deferred corporate income tax expense	52				
170	17. Profits after enterprise income tax (160=140-150-160)	60	11.793.272	32.719.997	78.027.185	122.540.454
180	18. Basic earnings per share (*)	70				
190	19. Diluted earnings per share (*)	71				

Accounting books

- Make all accounting books by regulation and regularly update the latest regulations of Ministry of Finance.
- Allow to print accounting books in format of general ledger or journal voucher.
- Make detailed accounting books according to government regulations.

Management information board

- Management information board provides quick information based on nearly 20 common reports. Fast Accounting provides user-defined reports. Software shows results immediately and provides timely information for managers in case of changing selected reports, time of reporting or report units.

The screenshot displays four report windows from the Fast Accounting software. The top-left window shows a 'Revenue/Cost' report for Quarter 1, with columns for Name, Value, and UOM: VND. The top-right window shows a 'Revenue analysis by sub account' report for Quarter 1, with columns for Account, Acct. name, and UOM: VND. The bottom-left window shows a 'Reports of expenditures in the period' report for Quarter 1, with columns for Account, Account name, and UOM: VND. The bottom-right window shows an 'Expense analysis by sub account' report for Quarter 1, with columns for Account, Acct. name, and UOM: VND.

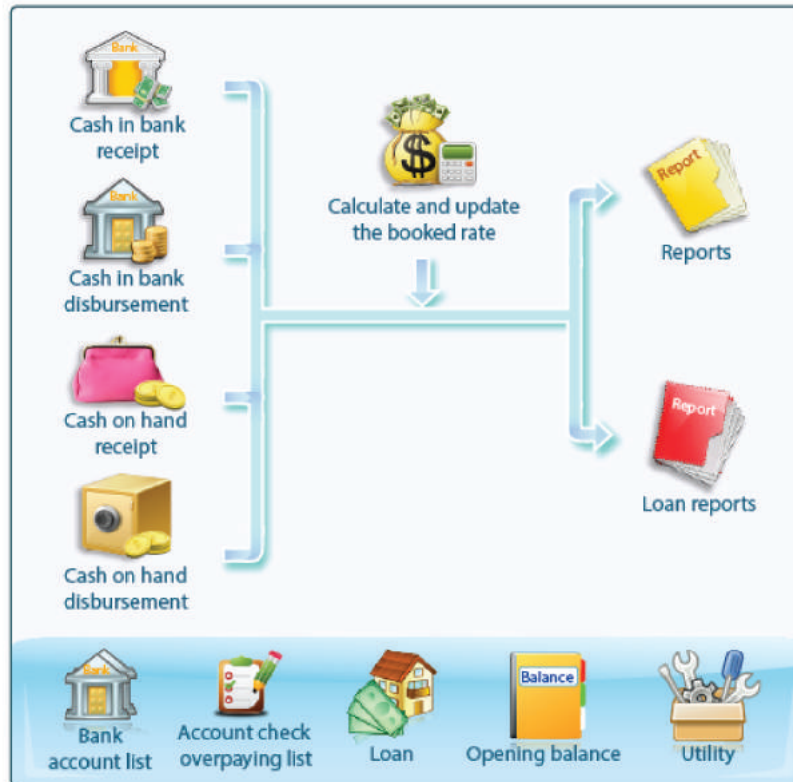
Data mining

- Fast Accounting provides multiple reports to lookup data quickly and easily. Software allows users to choose data fields on demands and save these templates for next using.

CASH ACCOUNTING

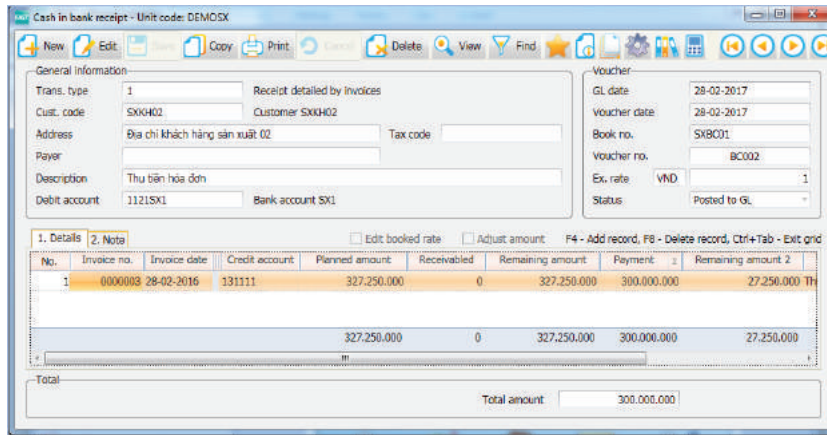
“Cash Accounting” module is used for cash receiving and disbursement supporting users to manage transactions in detail by objects, vouchers – invoices, contracts, projects, orders and loan contracts...

Menu of Functions



Transactions

- Make cash collection/payment in detail by invoices, contracts, orders, projects, loan contracts, accounting departments...
- Make cash receiving and disbursement related to one or multiple objects – customers, suppliers, employees... on a voucher.
- Provide utilities related to VAT calculation methods (tax included or not included in price) as well as inputting information of VAT invoices of direct expenses (non AP/AP invoices).
- Allow to manage and post transactions by actual exchange rate and booking rate. Automatically calculate booking rate. Allow users to correct value while converting between currencies.
- Control over disbursement with these following options: Not allowed, Warning only, No Warning.
- Allow to print cash receipt, cash disbursement, bank disbursement order by specific templates and allow users to customize it. Provide bank disbursement order templates of banks.



Example of "Bank receipt" screen

Utilities

- Import lists and balances from excel files.

Reports

- Provide these groups of reports:
 - Cash-on-hand reports.
 - Cash-in-bank reports.
 - Loan contract reports.
- Each group of reports includes reports in detail and summary reports.

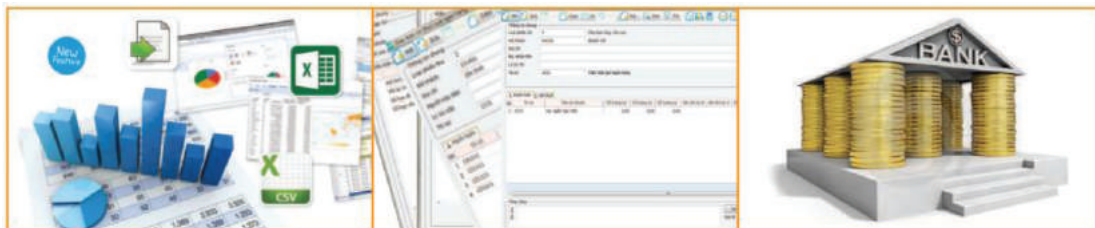
FAST software company
10 PHO QUANG STREET, WARD 2, TAN BINH DISTRICT, HCM CITY

Tax code: 0100727825
Form: S08 - DN
(According to Circular No. 2002/14/TT-BTC
Dated december 22nd 2014 of the Ministry of Finance)

CASH IN BANK DETAIL BOOK
BANK:
BANK ACCOUNT:
ACCOUNT: 112 - BANK DEPOSITS
FROM DATE: 01-01-2017 TO DATE: 31-03-2017

OPENING DEBIT BALANCE: 2.500.000.000

POSTING DATE	VOUCHER		DESCRIPTION	REF. ACCOUNT	AMOUNT			NOTE
	NO.	DATE			RECEIPT (DEPOSIT)	PAYMENT (WITHDRAW)	BALANCE	
A	B	C	D	E	1	2	3	F
02-01-2017	BN002	02-01-2017	Chi tiền thanh toán BHYT (1.5% + 3%) tháng 12/2013	3384		900.000	2.499.100.000	
02-01-2017	BN003	02-01-2017	Chi tiền thanh toán CP02 2% tháng 12/2013	2382		400.000	2.498.700.000	
02-01-2017	BN004	02-01-2017	Thanh toán tiền thuê nhà tháng 01	6417		20.000.000	2.478.700.000	
02-01-2017	BN005	02-01-2017	Chi thanh toán thuế BHTN 1% + 1% tháng 12	3384		400.000	2.478.300.000	
03-01-2017	BN006	03-01-2017	Thanh toán lương 12/2013	3341		58.100.000	2.420.200.000	
05-01-2017	BN007	05-01-2017	Chi tiền thanh toán điện thoại CP01, tháng 12/2013	6417		1.500.000	2.418.700.000	
05-01-2017	BN007	05-01-2017		133111		150.000	2.418.550.000	
05-01-2017	BN008	05-01-2017	Chi tiền thanh toán điện CP02 tháng 12/2013	6417		2.500.000	2.416.050.000	
05-01-2017	BN008	05-01-2017		133111		250.000	2.415.800.000	
05-01-2017	BN009	05-01-2017	Chi tiền thanh toán nước CP03 tháng 12/2013	6417		1.000.000	2.414.800.000	
05-01-2017	BN009	05-01-2017		133111		100.000	2.414.700.000	
05-01-2017	BN010	05-01-2017	Thanh toán thuế GTGT tháng 12/2013	333111		3.846.500	2.410.853.500	
11-01-2017	BC001	11-01-2017	Thanh toán hóa đơn 00000001	131111	5.000.000		2.415.853.500	
15-01-2017	BC002	15-01-2017	Thanh toán hóa đơn 00000002	131111	16.500.000		2.432.353.500	
15-01-2017	BC003	15-01-2017	Thanh toán hóa đơn 00000003	131111	5.000.000		2.437.353.500	
15-01-2017	BC004	15-01-2017	Thanh toán hóa đơn 00000001	131111	22.500.000		2.459.853.500	
15-01-2017	BN012	15-01-2017	Rút tiền về quỹ tiền mặt	1131		25.000.000	2.434.853.500	
16-01-2017	BC005	16-01-2017	Thanh toán hóa đơn 00000005	131111	25.000.000		2.459.853.500	
16-01-2017	BC006	16-01-2017	Nộp trước tiền dịch vụ	131111	10.000.000		2.469.853.500	
31-01-2017	BN017	31-01-2017	Trả lãi vay tháng 1 (CP09)	33511		3.259.134	2.466.594.366	
TOTAL TO NEXT PAGE:					84.000.000	117.405.634		



SALES AND ACCOUNTS RECEIVABLE

“Sales and Accounts Receivable” module tracks sales process from ordering to delivery, invoices issuing and collecting money supporting in receiving full and correct orders, timely delivery and cash collection. This module provides different sales reports, supports in analyzing best selling items, high profit items, loyal customers and customers paying on time... to make better selling plan with the aims of increasing income and profits.

Menu of Functions



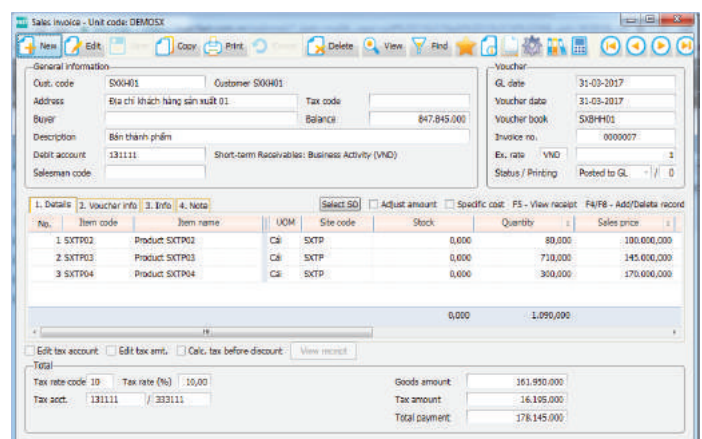
- Cash collection
 - Cash collection (cash on hand, cash in bank)
 - Misc. receivable transaction, AR-AP interface.
 - Cash allocation for invoices.
- Track sales invoices in detail by employee/sales department, payment due date... and track multiple orders, contracts, projects per an invoice. Check current balance of customer.
- Allow to create cash receipt while creating cash-sales invoices.
- Automatically calculate tax and transfer information to list of sales VAT invoices. Allow to edit the amount of tax . Track amount of tax by project, contract.
- Make adjusting entries, AR-AP interface between customers or suppliers.
- Allocate cash for invoices after collecting separately.
- Print invoices based on available templates or print directly from program.

List of Customers

- Provide customer code up to 16 characters.
- Provide 3 fields, each field includes a list with different codes to divide into groups, classify types of customer supporting in analyzing and summarization.
- Check valid tax ID, codes duplicated.
- Manage customers by unit in case of multiple units using same database.
- Provide supporting information such as default accounts, payment terms...

Sales and cash collection transactions

- Transactions, sales vouchers
 - Order, sales contract.
 - Sales invoice.
 - Service invoice.
 - Sales and service return receipt.
 - Discount invoice.



Example of “Sales invoice” screen

Utilities

- Import list and opening balance from excel files.
- Import vouchers (invoices) from excel files.

Reports

- Provide these groups of reports:
 - Sales report by items.
 - Sales report by account.
 - AR by customer report.
 - AR by invoice report.
 - Order report.
- Each group of reports includes different reports in detail and summary supporting in summarizing and analyzing sales, AR by time and multiple periods, accumulation, comparison between same periods of years... as well as analyzing sales and AR in multi-dimensional way or by different subjects...
- Allow users to choose columns of report, column order, column width and save for next using.

SALES SUMMARY REPORT							
FROM DATE: 01-01-2017 TO DATE: 31-03-2017							
NO.	ITEM CODE	ITEM NAME	UOM	QUANTITY	GOODS AMOUNT	VAT AMOUNT	TOTAL AMOUNT
1	SXTP01	Product SXTP01	Cái	3.750.000	262.500.000	26.250.000	288.750.000
2	SXTP02	Product SXTP02	Cái	3.380.000	338.000.000	33.800.000	371.800.000
3	SXTP03	Product SXTP03	Cái	3.710.000	537.950.000	53.795.000	591.745.000
4	SXTP04	Product SXTP04	Cái	2.900.000	493.000.000	49.300.000	542.300.000
TOTAL:					1.631.450.000	163.145.000	1.794.595.000

ACCOUNTS RECEIVABLE AGING REPORT											
FROM DATE: 01-01-2017 TO DATE: 31-03-2017											
REPORT DATE: 31-03-2017											
NO.	INVOICE		PAYMENT TERM	DUE DATE	RECEIVABLE AMOUNT	RECEIVED AMOUNT	IN DUE	OVERDUE 1 - 30 DAYS	OVERDUE 31 - 60 DAYS	OVERDUE 61 - 90 DAYS	OVERDUE > 90 DAYS
	DATE	NO.									
Customer SXKH01 - SXKH01					812.845.000	0	414.645.000	168.850.000	229.350.000	0	0
1	02-02	0000002	15	17-02	229.350.000				229.350.000		
2	03-03	0000004	15	18-03	168.850.000			168.850.000			
3	31-03	0000006	15	15-04	236.500.000		236.500.000				
4	31-03	0000007	15	15-04	178.145.000		178.145.000				
Producing customer02 - SXKH02					654.500.000	300.000.000	327.250.000	27.250.000	0	0	0
1	28-02	0000003	15	15-03	327.250.000	300.000.000			27.250.000		
2	31-03	0000005	15	15-04	327.250.000		327.250.000				
TOTAL:					1.467.345.000	300.000.000	741.895.000	196.100.000	229.350.000	0	0

(More information about Electronic invoice integration at page 25)

PURCHASING AND ACCOUNTS PAYABLE

“Purchasing and Accounts Payable” module tracks purchasing process from ordering to delivery, invoices receiving and payment to suppliers. This module provides reports of inventory, purchasing order... supporting in timely ordering and optimizing inventory. Accounts Payable is tracked in detail by payment due date of each invoice supporting in timely payment and building good relationship with suppliers.

Menu of Functions



List of suppliers

- Provide suppliers up to 16 characters
- Provide 3 fields, each field includes a list of different codes which divided into groups and, types of supplier that help for analytic and summary purposes.
- Check valid tax ID and duplicated tax ID.
- Manage suppliers by units in case of multiple units using same database.
- Provide support information such as default accounts, payment terms...

Transactions

- Transactions, sales vouchers
 - Order, purchase contract – domestic and import.
 - Purchase receipt – domestic and import.
 - Purchase receipt - Direct issue .
 - Purchase expense.

- Return to supplier.
- Service purchase invoice and other goods (fixed asset, tools and supply...)
- Payment to supplier
 - Payment to suppliers – cash on hand, cash in bank, loan contract.
 - Payment of advanced amount.
 - Misc. payable transaction, AP-AR interface .
 - Allocate cash paid to invoices.
- Track multiple orders, contracts, projects per one purchase receipt.
- Purchase expense, import tax can be inputted together on the same receipt or inputted separately as an expense receipt. Provide utilities to allocate expense to items.
- Allow to look up purchase receipt while inputting return to supplier.
- Automatically calculate tax and update information related to tax invoices entry, allow to input multiple tax invoices entry related to one receipt supporting in making list of VAT invoices entry and allow to divide into groups by project, contract.
- Make adjusting entries, AP-AR interface between suppliers or with customers.
- Allocate cash paid to invoices after payment separately.
- Print inventory receipt, payment of advanced amount on available templates or print directly from program.

Purchase receipt - Unit code: DEMOSX

General information: Supplier code: SXNB02, Supplier: SXNB02, Address: , Tax code: , Deliverer: , Balance: -539.718,500, Description: Nhập mua vật liệu chính, Credit account: 331111, Short-term Payables: Business Activity (VND)

Voucher: GL date: 08-01-2017, Voucher date: 08-01-2017, Book no.: SXPN01, Voucher no.: PN003, Ex. rate: VND, Status: Posted to GL

No.	Item code	Item name	UOM	Site code	Stock	Quantity	Price	Amount	Debit account
1	SXVLC01	Material SXVLC01	KG	SXK VLC	32.500,000	30.000,000	1.089,000	32.670.000	1521
2	SXVLC02	Material SXVLC02	KG	SXK VLC	37.700,000	50.000,000	2.178,000	108.900.000	1521
3	SXVLC03	Material SXVLC03	KG	SXK VLC	37.100,000	50.000,000	3.168,000	158.400.000	1521
4	SXVLC04	Material SXVLC04	KG	SXK VLC	38.900,000	50.000,000	4.158,000	207.900.000	1521
5	SXVLC05	Material SXVLC05	KG	SXK VLC	12.000,000	20.000,000	5.148,000	102.960.000	1521
					158.200,000	200.000,000		610.830.000	

Total: Goods amount: 610.830.000, Charges: 6.170.000, Tax amount: 61.391.500, Total payment: 678.391.500

Example of "Purchase receipt" screen

Utilities

- Import list and opening balance from excel files.

Reports

- Provide these groups of reports
 - Goods purchased report.
 - Purchasing report by account.
 - AP by supplier report.
 - AP by invoice report.
 - Order report.
- Each group of reports includes detailed and summary reports supporting in summarizing and analyzing goods purchased, AP by time and by multiple periods, accumulation, same periods of different years comparison... as well as analyzing purchasing and AP in different dimensions or items.
- Allow users to choose columns of report, column order, column width and save for next using.

PURCHASE SUMMARY REPORT					
FROM DATE: 01-01-2017 TO DATE: 31-01-2017					
NO.	ITEM CODE	ITEM NAME	UOM	QUANTITY	VALUE
1	SXVLC01	Material SXVLC01	KG	60.000,000	60.000.000
2	SXVLC02	Material SXVLC02	KG	100.000,000	200.000.000
3	SXVLC03	Material SXVLC03	KG	100.000,000	300.000.000
4	SXVLC04	Material SXVLC04	KG	100.000,000	400.000.000
5	SXVLC05	Material SXVLC05	KG	40.000,000	200.000.000
6	SXVLP01	Material SXVLP01	KG	70.000,000	35.000.000
7	SXVLP02	Material SXVLP02	KG	70.000,000	70.000.000
8	SXVLP03	Material SXVLP03	KG	70.000,000	105.000.000
9	SXVLP04	Material SXVLP04	KG	70.000,000	140.000.000
10	SXVLP05	Material SXVLP05	KG	70.000,000	175.000.000
TOTAL:					1.685.000.000

INVENTORY ACCOUNTING

“Inventory Accounting” module manages list of materials and goods items, receiving and issuing, inventory calculation and supports in making reports according to regulation and internal management requirements. This module provides different methods of calculating cost of inventory: monthly average, moving average or FIFO at high speed of calculation even with thousands of items and a large number of receipts.

Menu of Functions



List of items

- Provide item code up to 16 characters.
- Provide 03 fields, each field includes a list of different codes to group and classify items with the aim of summarizing and analyzing.
- Manage items by units in case of these units using same database.
- Allow to define related default accounts – inventory, cost of goods, accounts... supporting in accounting automatically transactions.

Transactions

- Transactions
 - Receipt
 - Issue
 - Stock transfer
 - Manufacturing order

- Transactions related to receiving and issuing inputted in corresponding modules and automatically transferred to Inventory Accounting module.
- Transaction of goods received/issued can be done with multiple contracts, projects, manufacturing orders, receipt/issue codes (corresponding account), warehouse codes.
- Support in listing of items and their quantity issued based on norms of products (BOM).
- Allow to stock transfer within 1 step – automatically create receipt; or stock transfer within 2 steps – create receipt and issue separately.
- Check inventory while issuing.

No.	Item code	Item name	UOM	Site code	Inventory	Quantity	Price	Amount	Debit account	Credit account
1	SNVLP01	Material SNVLP01	KG	SNVLP	38,500,000	10,000,000	500,000	5,000,000	6215X1	1522
2	SNVLP02	Material SNVLP02	KG	SNVLP	6,700,000	20,000,000	1,000,000	20,000,000	6215X1	1522
3	SNVLP03	Material SNVLP03	KG	SNVLP	12,200,000	10,000,000	1,500,000	15,000,000	6215X1	1522
4	SNVLP03	Material SNVLP03	KG	SNVLP	12,200,000	10,000,000	1,500,000	15,000,000	6215X2	1522
5	SNVLP04	Material SNVLP04	KG	SNVLP	8,400,000	20,000,000	2,000,000	40,000,000	6215X2	1522
6	SNVLP05	Material SNVLP05	KG	SNVLP	41,400,000	10,000,000	2,500,000	25,000,000	6215X2	1522
					118,400,000	80,000,000		120,000,000		
Total								Goods amount	120,000,000	

Example of “Issue” screen

Utilities

- Import list and opening balance, inventory from excel files.
- Import vouchers from excel files.
- Data Checking: If there are differences between stock books and accounting books or differences between actual inventory and inventory on receipt calculated by FIFO, the program provides utilities to check various causes leading to these differences showing falsed transactions or inaccurate settings... supporting users in correcting reports.

Cost of inventory calculation

- Calculate and update cost of inventory in different methods: monthly average, moving average, FIFO and specific cost.
- Fastly calculate even with thousands of items and a large amount of receipts and issues and in case of transferring within warehouses.

Reports

- Provide these reports:
 - Receiving reports
 - Issuing reports
 - Inventory reports.
- Each group includes different reports in detail and a summary supporting in summarizing and analyzing goods received, goods issued, or inventory with multiple periods, accumulation, same periods but different years comparison... well as analyzing goods received, goods issued, inventory in different dimensions and objects....
- Allow users to choose columns of report, columns orders, column width and save for next using.

STOCK SUMMARY REPORT							
SITE: ALL							
FROM DATE: 01-01-2017 TO DATE: 31-03-2017							
NO.	ITEM CODE	ITEM NAME	UOM	OPENING STOCK	RECEIPT QUANTITY	ISSUE QUANTITY	CLOSING STOCK
1	SXTP01	Product SXTP01	Cái		3.750,000	3.750,000	
2	SXTP02	Product SXTP02	Cái		3.380,000	3.380,000	
3	SXTP03	Product SXTP03	Cái		3.710,000	3.710,000	
4	SXTP04	Product SXTP04	Cái		2.900,000	2.900,000	
5	SXVLC01	Material SXVLC01	KG	6.000,000	60.000,000	33.500,000	32.500,000
6	SXVLC02	Material SXVLC02	KG	4.000,000	100.000,000	66.300,000	37.700,000
7	SXVLC03	Material SXVLC03	KG	4.000,000	100.000,000	66.900,000	37.100,000
8	SXVLC04	Material SXVLC04	KG	3.000,000	100.000,000	64.100,000	38.900,000
9	SXVLC05	Material SXVLC05	KG	2.000,000	40.000,000	30.000,000	12.000,000
10	SXVLP01	Material SXVLP01	KG	1.000,000	70.000,000	32.500,000	38.500,000
11	SXVLP02	Material SXVLP02	KG	1.000,000	70.000,000	64.300,000	6.700,000
12	SXVLP03	Material SXVLP03	KG	1.000,000	70.000,000	64.900,000	6.100,000
13	SXVLP04	Material SXVLP04	KG	500,000	70.000,000	62.100,000	8.400,000
14	SXVLP05	Material SXVLP05	KG	400,000	70.000,000	29.000,000	41.400,000

No.	Item code	Item name	UOM	Period 1	Period 2	Period 3	Item account
1	SXTP01	Product SXTP01	Cái	500,000			1551
2	SXTP02	Product SXTP02	Cái	500,000	300,000		1551
3	SXTP03	Product SXTP03	Cái	1.000,000	1.000,000		1551
4	SXTP04	Product SXTP04	Cái	300,000	500,000		1551
5	SXVLC01	Material SXVLC01	KG	53.500,000	43.500,000	32.500,000	1521
6	SXVLC02	Material SXVLC02	KG	79.700,000	59.700,000	37.700,000	1521
7	SXVLC03	Material SXVLC03	KG	79.100,000	59.100,000	37.100,000	1521
8	SXVLC04	Material SXVLC04	KG	80.900,000	60.900,000	38.900,000	1521
9	SXVLC05	Material SXVLC05	KG	33.000,000	23.000,000	12.000,000	1521
10	SXVLP01	Material SXVLP01	KG	58.500,000	48.500,000	38.500,000	1522
11	SXVLP02	Material SXVLP02	KG	46.700,000	26.700,000	6.700,000	1522
12	SXVLP03	Material SXVLP03	KG	46.100,000	26.100,000	6.100,000	1522
13	SXVLP04	Material SXVLP04	KG	48.400,000	28.400,000	8.400,000	1522
14	SXVLP05	Material SXVLP05	KG	61.400,000	51.400,000	41.400,000	1522

FIXED ASSET ACCOUNTING

Fixed Assets Accounting" module records essential information of fixed assets supporting users in managing all information clearly of fixed asset anytime. This module includes utilities to update changes related to fixed assets such as department transferring, value adjustment, depreciation adjustment... and ability to allocate depreciation flexibly that meeting the accounting requirements more easier and more convenient.

Menu of Functions



Fixed asset information

- Track information about original cost, depreciation, remaining value, depreciation calculation method, depreciation periods, groups of asset, types of asset, departments, reason of increasing, manufacturer, manufacture date...
- Provide 03 fields, each field includes a list of different codes to divide into groups, classify types of asset supporting in summarizing and analyzing.
- Allow to define default accounts – depreciation, expense – supporting in accounting allocation depreciation entry automatically.

Main information		Additional information		Parts attached	
Asset code	SXTS01	Alias		Depreciation account	21411
Asset name	Tài sản 01			Expense account	6274
FA group	211	Tangible fixed assets		Fee code	
Asset type	L01	Houses and buildings		GL department	BPH
Increase reason	MM			Project code	
Increase date	20-12-2015			Subgroup 1	
Using department	SX			Subgroup 2	
Depreciation method	1. Straight-line			Subgroup 3	
Depreciation periods	240			Unit code	DEMOSK
Faster depreciation rates	0,00	Number depreciated			
Depreciation date	01-01-2017	baseline period			
Round value	0	Depreciation end date	31-12-2036		

1. Detail of capital						F4 - Add line, F8 - Delete the line, Ctrl + Tab - Out Details			
No.	Voucher date	Voucher no	Description	Original cost	Accumulated depre	Remaining value	Deprec		
1	01-01-2017	1245678	Mua mới	240.000.000	12.000.000	228.000.000			

Example of Fixed Asset information screen

Utilities

- Import fixed asset list from excel files.

Fixed asset changes

- Fixed asset value adjustment.
- Department using transfer.
- Fixed asset depreciation suspending.
- Fixed asset disposal.
- Fixed asset depreciation abandonment.

Calculate and allocate depreciation, create general ledger entry

- Allow to calculate depreciation in case fixed asset are transferred to multiple departments or projects/constructions within a period.
- Allow to adjust depreciation after calculating.

- Allow to define the way of allocating depreciation flexibly to multiple items: accounting department, project, product, manufacturing order.

- Create depreciation allocation entries and record to general ledger.

Reports

- Provide these groups of reports:
 - Fixed asset statistic reports
 - Fixed asset increasing/decreasing reports
 - Fixed asset depreciation reports.
- Each group of reports includes detailed and summary reports supporting in analyzing with different dimension or objects.

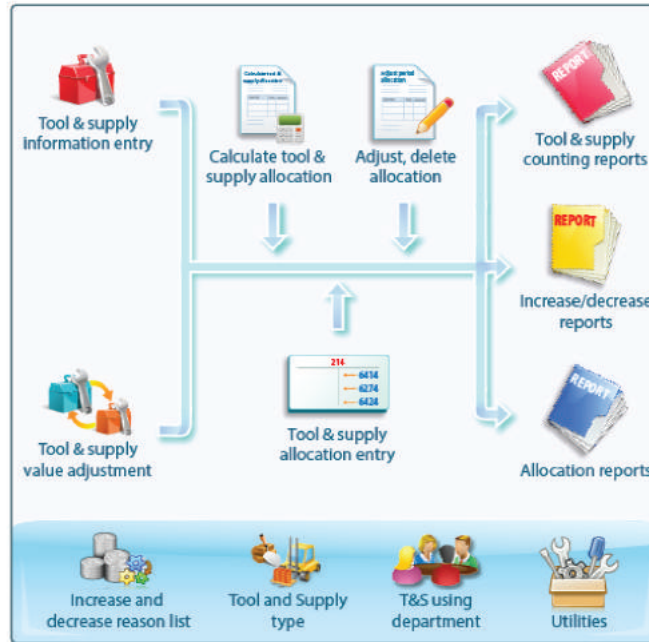
FIXED ASSET BOOK													
YEAR: 2017													
NO.	INCREASE						DEPRECIATION			DECREASE			
	VOUCHER		ASSET NAME AND DESCRIPTION	MADE IN	USING DATE	FA NO.	ORIGINAL COST	DEPRECIATION		ACCU. DEPR.	VOUCHER		REASON
	NO.	DATE						NO.	DATE		NO.	DATE	
A	B	C	D	E	G	H	1	2	3	4	I	K	L
1	1245678	01-01-2017	Fixed Asset SXTS01	Việt Nam	20-12-2015	TS001	240.000.000	0,42	1.000.000				
2	1245678	12-12-2015	Fixed Asset SXTS02	Việt Nam	12-12-2015	TS001	420.000.000	1,00	4.200.000				
3	1234567	12-12-2015	Fixed Asset SXTS03		12-12-2015		300.000.000	1,00	3.000.000				
4	1234567	30-12-2017	Fixed Asset SXTS04		30-12-2015		142.500.000	0,67	950.000				
5	1234567	30-12-2017	Fixed Asset SXTS05		20-12-2015		30.000.000	1,67	500.000				
TOTAL:							1.132.500.000		9.650.000	0			

FIXED ASSETS DEPRECIATION								
FROM PERIOD: 01 TO PERIOD: 03 YEAR 2017								
NO.	ASSET NAME	FA CARD NO.	DEPR. DATE	DEPR. PERIOD	ORIGINAL COST	DEPR. PER PERIOD	DEPRECIATED VALUE	REMAINING VALUE
1	Fixed Asset SXTS01	SXTS01	01-01-2016	240	240.000.000	3.000.000	15.000.000	225.000.000
2	Fixed Asset SXTS02	SXTS02	01-01-2016	100	420.000.000	12.600.000	54.600.000	365.400.000
3	Fixed Asset SXTS03	SXTS03	01-01-2016	100	300.000.000	9.000.000	45.000.000	255.000.000
4	Fixed Asset SXTS04	SXTS04	01-01-2016	150	142.500.000	2.850.000	2.850.000	139.650.000
5	Fixed Asset SXTS05	SXTS05	01-01-2016	60	30.000.000	1.500.000	1.500.000	28.500.000
TOTAL:					1.132.500.000	28.950.000	118.950.000	1.013.550.000

TOOLS AND SPARE PARTS ACCOUNTING

“Tools and Spare Parts” module records necessary information of tools and spare parts supporting users in holding accounting information of tools and spare parts anytime. With features allow to update changes related to department transferring, expense adjustment... as well as ability to define expense allocation flexibly, this module is very helpful in managing tools and spare parts to meet accounting requirements exactly and conveniently.

Menu of Functions



Tools and spare parts information

- Track information about of tools and spare parts: quantity, original cost, value allocated, remain value, expense allocation method, allocation periods, groups of tools and spare parts, types of tools and spare parts, department of use, reasons of increase, manufacturer, manufacturing date...
- Provide 03 fields, each field includes a list of different codes to divide into groups and classify supporting in summarizing and analyzing.
- Allow to define default accounts – expense allocation pending, expense – supporting in recording depreciation allocation entry automatically.

Main information		Additional information		Parts attached	
T&S code	DVCCBG01	Sub code		Allocated acct.	24228
T&S name	Công cụ bàn ghế 01			Expense account	6413
T&S group	1531	Công cụ dụng cụ		Fee code	
T&S type	L01	Type 01_Chair&Table		Dept. code	
Increase reason	MM			Project code	
Increase date	15-08-2016			Subgroup 1	
Voucher date	01-01-2017			Subgroup 2	
Voucher no.	001			Subgroup 3	
Allocation type	1. Timelfe			Unit code	DEMCOV
Allocation periods	24				
Allocation date	01-01-2017	Allocation end date	31-12-2018		
UOM	cái				
Original cost (price)	5.000.000	Allocated amount	833.332		
Remain amount	4.166.668	Allocated in period	208.333		
Remain amount rest into last allocation if <=	0				

1. Details						F4 - Add record, FB - Del record, Ctrl+Tab - Exit grid	
No.	F4 card no.	Voucher date	Voucher no.	Using dept. code	Using dept. name	Quantity	Original cost
1	DVCCBG01	01-01-2017	001	VP	Văn phòng	1,000	5.000.000
Total:						1,000	5.000.000

Example of Tools and Spare parts information screen

Utilities

- Import tools and spare parts list from excel files.

Tools and spare parts changes

- Department transferring.
- Expense allocation suspending.
- Tools and supply disposal.
- Tools and spare parts broken-down update.
- Expense allocation abandonment.

Calculate and allocate expense, create general ledger entry

- Allow to calculate expense allocated in case tools and spare parts are transferred to other departments or to other projects/constructions.
- Allow to adjust expense allocated after calculating.

- Allow to define flexibly the allocating expense method for multiple subjects: accounting department, project, product and manufacturing order.
- Create expense allocation entries and record to general ledger.

Reports

- Provide these groups of reports:
 - Tools and spare parts statistic reports.
 - Tools and spare parts increasing/decreasing reports.
 - Expense allocation reports.
- Each group includes detailed and summary reports supporting in analyzing with different dimensios or objects.

TOOL & SPARE PARTS BOOK													
YEAR: 2017													
NO.	VOUCHER			INCREASE				ALLOCATION			DECREASE		
	NO.	DATE	TOOL & SPARE PARTS NAME AND DESCRIPTION	MADE IN	USING DATE	T&S NO.	ORIGINAL COST	ALLOCATION		ACCU. ALLOCATION	VOUCHER		REASON
								RATE (%)	VALUE		NO.	DATE	
A	B	C	D	E	G	H	1	2	3	4	I	K	L
1	001	01-01-2017	Tools & Spare parts DVCCBG01		15-08-2016		5.000.000	4,17	208.333	934.138	0000001	15-01-2017	Liquidation
2	002	01-01-2017	Tools & Spare parts DVCCBG02		01-11-2016		6.000.000	4,17	250.000	500.000			
3	003A	01-01-2017	Tools & Spare parts DVCCBG03		05-01-2017		1.800.000	4,17	75.000				
4	003B	01-01-2017	Tools & Spare parts DVCCBG03		05-01-2017		2.400.000	4,17	100.000				
5	003C	01-01-2017	Tools & Spare parts DVCCBG03		05-01-2017		1.800.000	4,17	75.000				
6	004	01-01-2017	Tools & Spare parts DVCCMT01		01-03-2016		7.000.000	4,17	291.667	2.916.667			
7	006A	01-01-2017	Tools & Spare parts DVCCMT02		05-01-2017		3.750.000	4,17	156.250				
8	006B	01-01-2017	Tools & Spare parts DVCCMT02		05-01-2017		3.750.000	4,17	156.250				
9	006A	01-01-2017	Tools & Spare parts DVCCMT03		05-01-2017		1.500.000	4,17	62.500				
10	006B	01-01-2017	Tools & Spare parts DVCCMT03		05-01-2017		1.500.000	4,17	62.500				

T&S EXPENSE SUMMARY REPORT					
FROM PERIOD: 01 TO PERIOD: 03 YEAR 2017					
NO.	CODE	NAME	OPENING ACCUMULATED	ARISING PERIOD	CLOSING ACCUMULATED
1	L01	Type 01_Chair & Table	1.333.332	1.600.806	2.934.138
2	L02	Type 02_Computer	2.916.667	2.187.501	5.104.168
TOTAL:			4.249.999	3.788.307	8.038.306

EXPENSE REPORTS

“Expense reports” module supports in creating detailed and summary reports as well as analyzing sales expense, management expense, overhead manufacturing expense. Expense items (fee code) can be tracked by sub-accounts or by using a specific field.

Menu of Functions



Expense reports

- Transaction list by fee code (expene item)/sub-account.
- Summary report by fee code/sub-account.
- Summary report by fee code – multi-period.
- Summary report by fee code – 2-period comparison.
- ...

Expenses summary report by sub-account - many period

Refresh Edit Detail Print Export Calculator

Drag a field here to group by that field

No.	Account	Name	Period 1	Period 2	Period 3	Total
1	641	Sales Expenses	142.652.747	142.033.833	139.337.583	424.024.163
2	6411	Sales Employees	75.543.000	75.543.000	75.543.000	226.629.000
3	6413	Stationery for Sales	9.043.081	1.229.167	2.897.917	13.170.165
4	6414	Depreciation of Fixed Assets	4.166.666	4.166.666	4.916.666	13.249.998
5	6417	External Services	53.900.000	61.095.000	53.780.000	168.775.000
6	6418	Other Cash Expenses			2.200.000	2.200.000
7	642	Enterprise Administration Expenses	146.566.091	146.048.490	155.199.632	447.814.213
8	6421	Management Expenses	64.623.000	64.623.000	64.623.000	193.869.000
9	6422	Administrative Materials	53.579.046	52.508.823	57.466.215	163.554.084
10	6423	Office's Equipments	1.523.723	1.229.167	1,422.917	4.175.807
11	6424	Depreciation of Fixed Assets	25,040.322	24,687.500	24,687.500	74,415.322
12	6427	External Services	1.800.000	1.800.000	3.800.000	7.400.000
13	6428	Other Cash Expenses		1.200.000	3.200.000	4.400.000

“Project and Construction Accounting” module supports in gathering expenses related to each project, construction, making cost reports as well as profit and loss reports, comparison reports. These tracked data include accounts arised in period, accumulation from the beginning of the year and from starting date. Expense allocation and cost of goods transferring are defined flexibly covering multiple cases and meeting multiple requirements. This module supports in tracking projects, constructions by different groups as well as by structure of projects/ sub-projects and constructions/works.

PROJECT AND CONSTRUCTION ACCOUNTING

Menu of Functions



Information of project and construction

- Provide projects and construction code up to 16 characters.
- Track projects and constructions information: code, name, starting date, project value, budget, parent project, status of project...
- Provide 03 fields, each field includes a list of different codes which grouped and classified for statistical analysis purposes.

Project and construction cost estimate tracking

- Define project cost estimated in detail by item code in the list of items or by general estimate code.

- Make detailed and summary reports by code of cost estimate, compare actual and estimated cost.

Project value tracking and payment by stages

- Track value of project and payment by stages.
- Create report of actual value and payment stages.

Project and construction AR and AP tracking

- Track AR and AP of each project, construction.
- Create reports of AR, AP activity, balance by project and construction.

Cost, profit and loss of project and construction calculation

- Track transactions by project and construction.
- Allocate expense by different ways: coefficient, account arised, cost of project, value of project
- Allocate expense to direct projects after aggregating expense through indirect projects.
- Product cost can be posted by different ways: coefficient, WIP expense and revenue comparison, actual expense and estimates comparison.
- Create different reports of expense, cost of goods sold and project revenue, account arised in period, accumulation from the beginning of the year and from started date well as allow to define the way of calculation.

PROJECT COSTING SUMMARY									
FROM DATE: 01-01-2017 TO DATE: 31-03-2017									
NO.	PROJECT CODE	PROJECT NAME	OPENING BALANCE	MATERIALS EXPENSE	LABOR EXPENSE	MACHINE EXPENSE	GENERAL EXPENSE	SUBCONTRACTOR EXPENSE	TOTAL EXPENSE
1	DAA1	Project DAA1	11.540.632	537.350.856	125.032.245	46.449.000	252.307.611	54.000.000	1.015.139.712
2	DAA2	Project DAA2		1.428.565.333	1.134.800.305	127.584.793	749.661.864	245.000.000	3.685.602.295
3	DAB2	Project DAB2	20.875.400	329.759.341	390.129.607	313.672.203	2.362.245.051	85.000.000	3.480.806.202
TOTAL:			32.416.032	2.295.665.530	1.649.962.157	487.705.996	3.364.214.526	384.000.000	8.181.548.209

PRODUCT COST ACCOUNTING

“Product cost accounting” module supports in aggregating expenses and calculating product cost. This module allows you to calculate product cost by MTO (Made to order) or MTS (made to stock). It’s applicable to simple or complex cost calculation demands that have multiple phases; directly aggregated and allocated expense or maybe both, with multiple allocation criterias by raw materials, salary range, product quantity... This module provides different reports that’s helpful for cost structure analysis.

Menu of Functions



Expense allocation and cost of product calculation

- Allow to select the way of allocating expense: bill of material, coefficient, products quantity produced in a period and other criterias.
- Provide features to check data leading to expenses that are unable to allocate: inaccurate information or no definition, incomplete information or no updating.
- Provide feature to create expense allocation accounting entry to WIP (Work In Progress) expense account.
- Allow to calculate products cost after allocating expense aggregated.
- Allow to update value/cost in receipts of finished products after calculating product cost.

Manufacturing cost

- Aggregate manufacturing cost by different objects: direct cost, manufacturing orders, workshop accounts, or indirect subjects (indirect manufacturing department)...
- Provide features to check if expenses are inputted with full information or not.

Reports

- Expense aggregation reports.
- Expense allocation reports.
- Product cost reports
- Bill of Material (B.O.M) and actual cost of raw materials comparison.

PRODUCT COST REPORT										
MONTH 1 YEAR 2017										
NO.	PRODUCT CODE	PRODUCT NAME	UOM	RECEIPT QUANTITY	COST	TOTAL PRICE	MATERIAL COST	LABOUR COST	GENERAL COST	
1	SXTP01	Product SXTP01	Cái	1.500,000	56.827.269	85.240.903	70.060.746	12.061.106	3.119.051	
2	SXTP02	Product SXTP02	Cái	1.200,000	90.483.300	108.579.960	91.828.412	12.041.962	4.709.586	
3	SXTP03	Product SXTP03	Cái	1.500,000	123.309.435	184.964.152	162.928.579	14.370.004	7.665.569	
4	SXTP04	Product SXTP04	Cái	800,000	156.851.080	125.480.864	108.975.836	10.160.732	6.344.296	
				Total:	5.000,000	427.471.084	504.265.879	433.793.573	48.633.804	21.838.502

COST OF PRODUCT CARD						
MANUFACTURING CODE: , MO DATE:						
DEPT. CODE: BPHT01 -						
PRODUCT: SXTP01 - PRODUCT SXTP01						
PERIOD: 1 YEAR 2017						
						RECEIPT QUANTITY: 1.500,000
NO.	COST FACTOR NAME	OPENING WIP AMOUNT	ARISING AMOUNT	CLOSING WIP AMOUNT	PRODUCT COST	UNIT COST
1	Group cost of direct raw materials - acc 621	22.500.000	56.902.179	9.341.433	70.060.746	46.707,164
2	Group cost for direct labour - acc 622		13.669.253	1.608.147	12.061.106	8.040,737
3	Group cost factory overhead - acc 627		3.534.924	415.873	3.119.051	2.079,367
TOTAL:		22.500.000	74.106.356	11.365.453	85.240.903	56.827,269

Apart from the general management objects of businesses such as accounts, customers, suppliers, contract, projects, constructions, accounting departments, manufacturing orders... there are informational objects that need to be tracked by business specific requirements. Fast Accounting provides 03 user-defined fields to track these objects and a management report module of these fields.

USER-DEFINED FIELD REPORTS

Menu of Functions



Main functions

- Provide fields as types of list, number, month/date, text supporting in additional management requirements.
- Allow users to define field name, width, position on transaction screen well as input transactions for these fields.

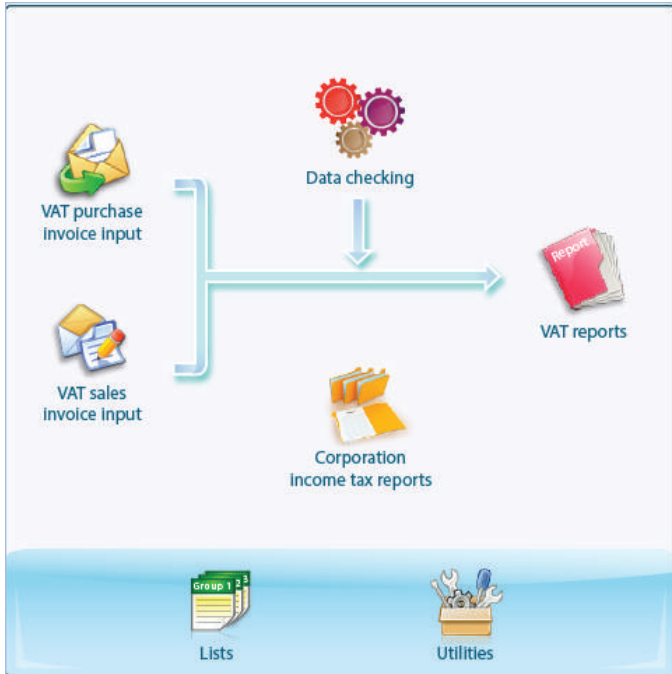
Reports

- Provide detailed and summary reports by user-defined fields.
- Provide different reports to track records by accounts and raw materials.

TAX REPORTS

“Tax reports” module supports in creating VAT reports and Corporate income tax (CIT) reports by regulation. Data will be aggregated from other modules. This module provides functions to check and compare data between general ledger and tax reports.

Menu of Functions



- Provide function to check data between general ledger and tax reports supporting users in identifying and fixing quickly these errors.
- Allow users to define formulas of collecting data according to criterias on VAT declaration.
- Export data on VAT reports, CIT reports directly to software which support tax declaration of General Department of Taxation.

Tax reports

- Create all VAT reports and CIT reports by regulation.
- Update the latest circulars issued by Ministry of Finance.

Functions

- Allow to input multiple purchased VAT invoices coming with an accounting vouchers (cash disbursement, advanced payment receipt, purchased goods and service receipt).
- Allow to input negative value of goods purchased and amount of VAT exemption on VAT input listing as well as input negative sales and amount of payable VAT on VAT output listing.
- Allow to combine one-time customers into one code, not requires to input tax ID for customer not having one.

THE SOCIALIST REPUBLIC OF VIETNAM
Independence - Freedom - Happiness

Form: 01/GTGT
(According to Circular No. 119/2014/TT-BTC dated August 25th 2013 of the Ministry of Finance)

VALUE ADDED TAX (VAT) DECLARATION

(For taxpayer declare VAT according to deducted method)
[01] Tax period: month 01 year 2017
[02] Official [X] [03] Additional time []

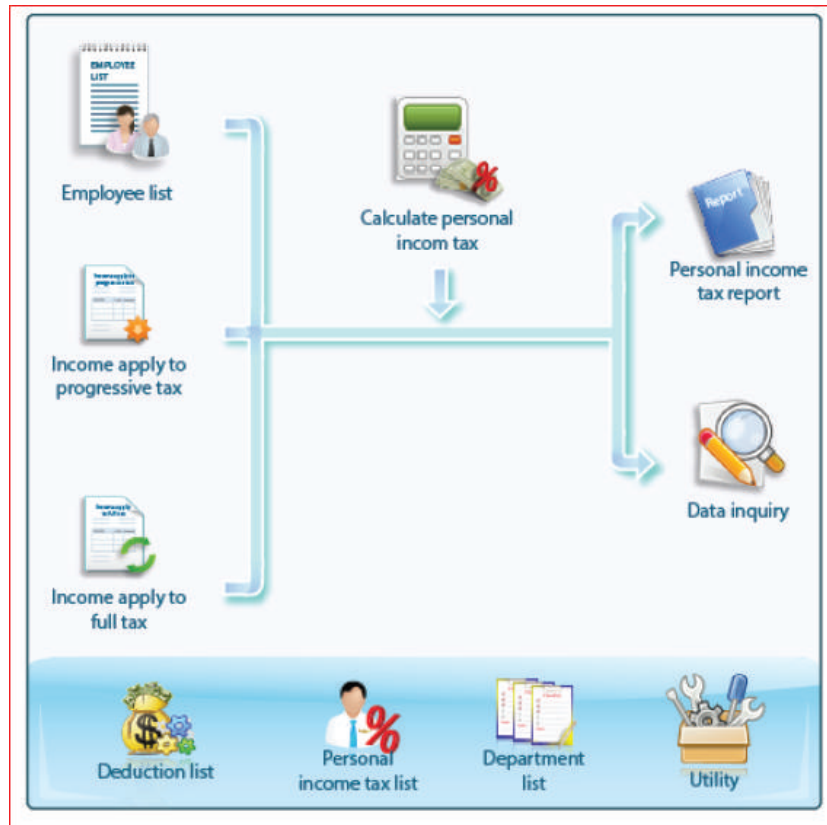
04] Tax entity: FAST software company
05] Tax code: 0 1 0 0 7 2 7 8 2 5
06] Address: 10 Pho Quang Street, Ward 2, Tan Binh District, HCM City
07] District: Quận Cầu Giấy [08] Province/ City: TP Hà Nội
09] Phone: (04) 3771.5590 [10] Fax: (04) 3771.5591 [11] E-mail: info@fast.com.vn
12] Tax agent (if any):
13] Tax code:
14] Address:
15] District: [16] Province/ City:
17] Phone: [18] Fax: [19] E-mail:
20] Tax agent's contract No. Date:
Currency: VND

NO.	NORM	GOODS, SERVICES VALUE (WITHOUT VAT)	VAT
B	VAT to be deducted transferring from prior period		[22]
C	VAT payable to state budget		
I	Goods and services purchased in period		
1	Valued and VAT of purchasing Goods and services	[23] 1.692.500.000	[24] 168.407.500
2	Total VAT to be deducted in period		[25] 168.407.500
II	Goods and services sold in period		

PERSONAL INCOME TAX MANAGEMENT

“Personal Income Tax management” module allows you to define, update data monthly, calculate PIT of employees and create reports by regulation.

Menu of Functions



Main functions

- Input information of employees
- Update data by progressive tax tariff
- Update data by full tax tariff
- Update tax exemption adjustment
- Calculate PIT
- Finalize PIT.

Reports

- Provide reports according to regulation issued by Ministry of Finance and General Department of Taxation.

INVOICE MANAGEMENT

Menu of Functions



Main functions

- Allow to create self-printed invoice announcement coming with types of invoices that business use to self-print.
- Create invoice templates, number of invoice, invoice symbol, printing type, business information coming with issuing announcement.
- Easily to create an user-defined invoices templates, insert images, logo, change title, signature, content as well as slogan of business. Provide these additional functions: Decision of using templates, Registration of using templates, Invoice issuing announcement...
- Provide invoices templates for: sales invoice, VAT invoice, issue cum internal delivery transaction, agency transaction...

“Invoice management” module meets process of invoice creating, issuing, managing, printing and security supporting in complying with regulation issued by Ministry of Finance as well as General Department of Taxation.

- Create invoice issuing announcement coming with types of invoices are decided to use, detailed information of authorization and invoice management.
- Manage status of invoice: invoiced, uninvoiced, printed, copy printed...
- Record activities of invoice printing and deleting.
- Inform about loss, damage, cancel, delete, using report of invoices, list details of invoices and invoice printing status.
- Encrypting information of invoices into code and barcode coming with decryption tool help to prevent from impersonation, invoice faking, allow to print verified invoices for client’s reference.
- Barcode lookup integration.
- Invoice using status report.
- Transfer data to software that supports tax declaration of General Department of Taxation.



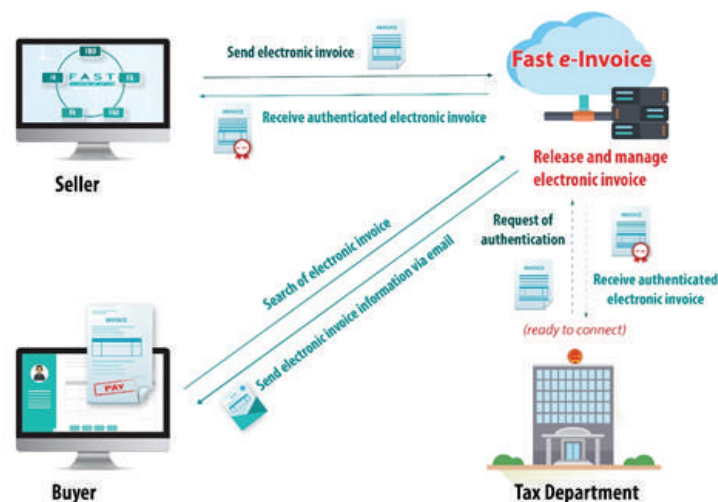
Fast e-Invoice is software for creating and managing electronic invoices, helping customers to create, store and manage electronic invoices quickly, easily and safely.

CONNECTING TO ELECTRONIC INVOICING SOFTWARE

Fast e-Invoice overview

Fast Accounting is ready to connect to Fast e-Invoice. Users input information of invoices on Fast Accounting and transfer it to Fast e-Invoice for issuing.

The difference of FAST is to allow customers to choose electronic invoice software - not only Fast e-Invoice, but also the software of VNPT, Thai Son, M-Invoice - can connect to FAST's operational software.



Features

- Input sale invoices information on the transaction software.
- Transfer sale invoices information to electronic invoicing software.
- Issuing electronic invoices, issue invoice number on the electronic invoicing software.
- Send electronic invoices to customers via email, SMS, convert to paper invoices and delivery as traditional invoices.
- Managing electronic invoices:
 - View and print statistical reports on electronic invoice management activities of businesses
 - Converted into paper invoices: Allows converting electronic invoices issued into paper invoices to circulate goods or store accounting vouchers by law
 - View electronic invoice before issuing: Allow to view the electronic invoice template before official release to avoid data errors on the invoice.
- Handling when billing information is wrong
 - Allow to delete the electronic invoice issued when there is a mistake, create and issue a replacement invoice for the canceled invoice
 - Allow to create and issue adjustment invoices when invoices are create and sent to buyers, delivered, provided services, declared tax.
- Allow customers to receive electronic invoices conveniently and quickly via the electronic invoice portal (Web, Portal) or email, SMS...

- Developed and improved continuously since 1997.
- More than 14.000 customers nationwide.
- Access corporate database via the Internet.
- Customization according to specific requirements.



FAST
ACCOUNTING & ERP SOFTWARE

Ha Noi Office

Floor 3, CT1B Tower, VOV Apartment, Me Tri, Nam Tu Liem Dist
Tel: (024) 7108-8288, Fax: (024) 3771-5591

Ho Chi Minh city Office

Floor 9, Waseco Plaza, 10 Pho Quang, Tan Binh Dist
Tel: (028) 7108-8788, Fax: (028) 3848-6425

Da Nang Office

39-41 Quang Trung, Hai Chau Dist
Tel: (0236) 381-0532, Fax: (0236) 381-2692

Email: info@fast.com.vn | Website: www.fast.com.vn